



**greenlux**  
cost reduction LED lighting

# Flexi Series **2835** LED Strip Light **High CRI**



- High efficiency and luminous LED strip light
- High CRI >90 or >95
- Available in multiple wattages and lengths
- Customised cuttable strip
- 3M VHB adhesive tape for easy installation
- Double layer pure copper 2oz PCB
- High lumen efficiency 90lm/W
- IP20 rated
- Bright and even light output
- High quality 2835 SMD chipset
- 120° Beam Angle
- 12V or 24V DC Input Voltage options
- Minimal heat generation
- Dimming options
- Accessories included
- Application includes offices, shopping centres, hotels, restaurants, museums, public areas & households

## Specifications

<b>Colour Range</b>	3000-6000k
<b>Power Consumption (W/m)</b>	7.2W / 14.4W / 28.8W
<b>Input Voltage</b>	12V / 24V DC
<b>LED Quality</b>	30 / 60 / 120
<b>IP Rating</b>	IP20
<b>CRI</b>	>90 / >95
<b>Beam angle</b>	120°
<b>Chipset</b>	SMD 2835
<b>Length</b>	5m/roll (Standard)





**greenlux**  
cost reduction LED lighting

# Flexi Series 2835 LED Strip Light High CRI

## Accessories

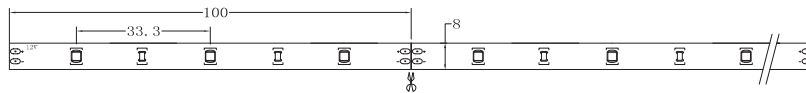
Model								
2835	✓	✓	✓			✓	✓	✓

Note: If you want to order ETL version, the wire could be different

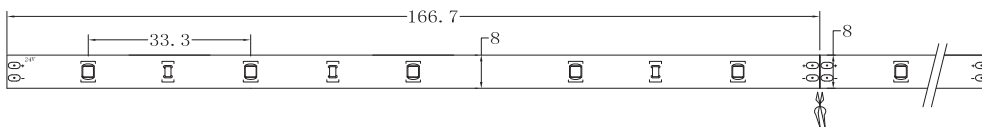


## Dimensions

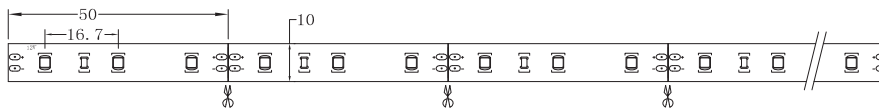
7.2W 12V



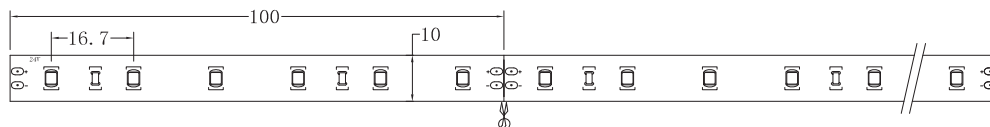
7.2W 24V



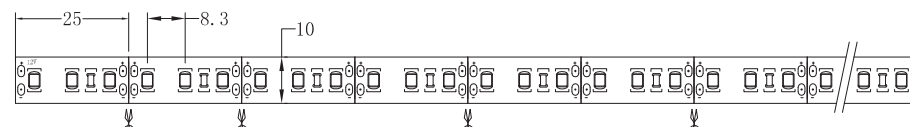
14.4W 12V



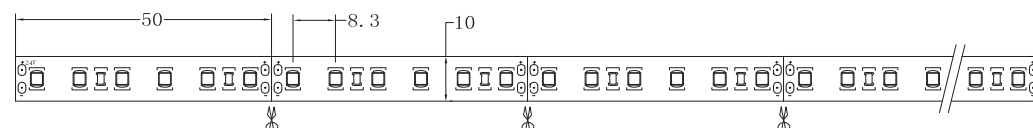
14.4W 24V



28.8W 12V



28.8W 24V

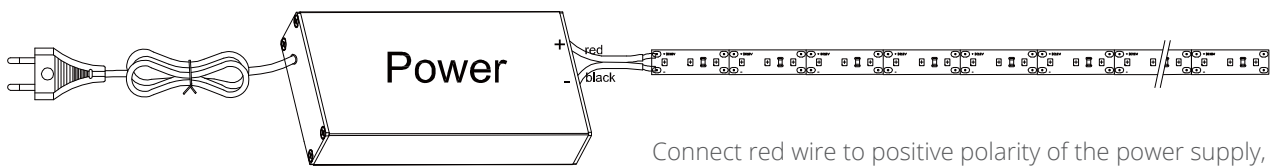




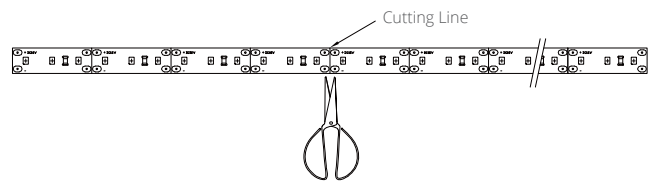
**greenlux**  
cost reduction LED lighting

# Flexi Series 2835 LED Strip Light High CRI

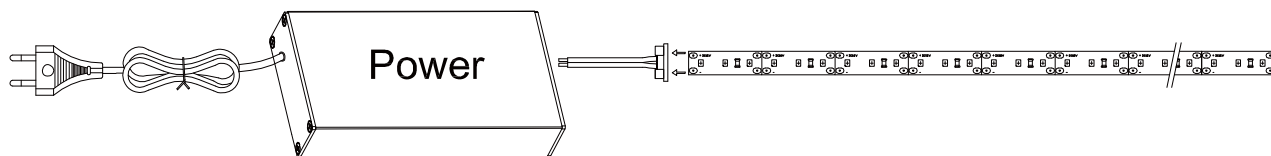
## Installation



Connect red wire to positive polarity of the power supply, then connect black wire to negative polarity



Strip may be cut to desired length according to the cutting line



Cutted Strip could be connected via accessory connector, then connected to power supply

## Model

Model	Colour	Lumen	LED Type	LED Qty. (leds/m)	Dimensions (W*L mm)	DC Voltage (V)	Wattage (W/m)	CRI	IP
GSFLE-7.2W-2835-HC	5500-6500k	652	SMD 2835	30	8*5000	12/24	7.2	90/95	20
	3850-4500k	595							
	2700-3200k	518							
GSFLE-14.4W-2835-HC	5500-6500k	1304	SMD 2835	60	10*5000	12/24	14.4	90/95	20
	3850-4500k	1190							
	2700-3200k	1036							
GSFLE-28.8W-2835-HC	5500-6500k	2608	SMD 2835	120	10*3000	12/24	28.8	90/95	20
	3850-4500k	2380							
	2700-3200k	2072							