



Steel 03 LED Bollard



Bollard Light

LED Colour Temperature

3000K
6000K

Optics

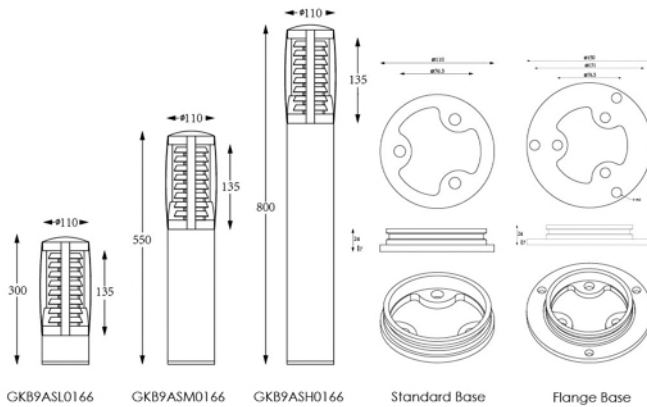
N/A

LED and Driver Module



Outer Dimension

Unit:mm



Optional Base

1. Standard/Built-in Base SB00130



2. Flange Base FB00130




Flange base is an optional part which you need to remove the standard base before the assembling.

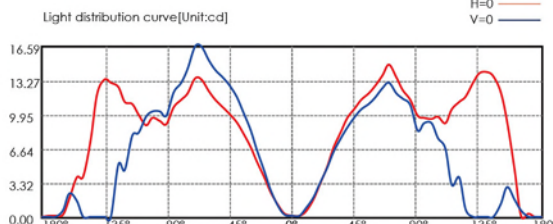
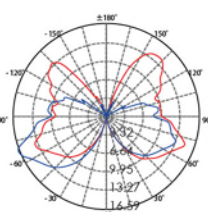
Material Specifications

Housing	T=60-80um Adhesion of ISO class 1/ASTM class 4B 12 [#] Die-casting powder coated aluminum.
Light window	PMMA
LED	SMD3535 type LED
LED Driver	Constant Voltage Input, Constant Current Output
Operating temperature	-20°C~40°C
Power cable	H05RN-F 3×1.0mm ² L=0.3m(high voltage/short) H05RN-F 3×1.0mm ² L=0.5m(high voltage/medium) H05RN-F 3×1.0mm ² L=1.0m(high voltage/high)
Base	Standard Base Flange base
Dimmable Support	Triac PWM 1-10V Dalı

Housing Color Option



Item	Light source	Input voltage(V)	Typical operating current(mA)	Typical consumption(W)	Typical luminance(lm)
GKB9ASL0166 GKB9ASM0166 GKB9ASH0166	SMD3535 X 6W	120/240	120V = 108 240V = 60	120V = 7.7 240V = 8.2	Warm white=138



Verf.Spread:0.0 Horiz.Spread:40.8

Center Beam LUX	Beam Width y-H
0.05 LUX	0.0m 1.5m
0.01 LUX	0.0m 3.0m
0.01 LUX	0.0m 4.5m
0.00 LUX	0.0m 5.9m
0.00 LUX	0.0m 7.4m
0.00 LUX	0.0m 8.9m