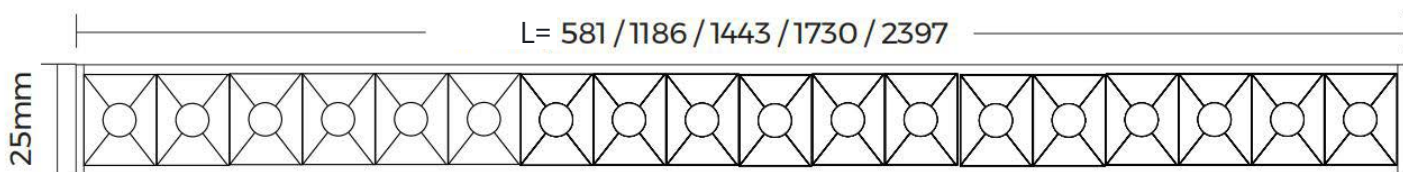

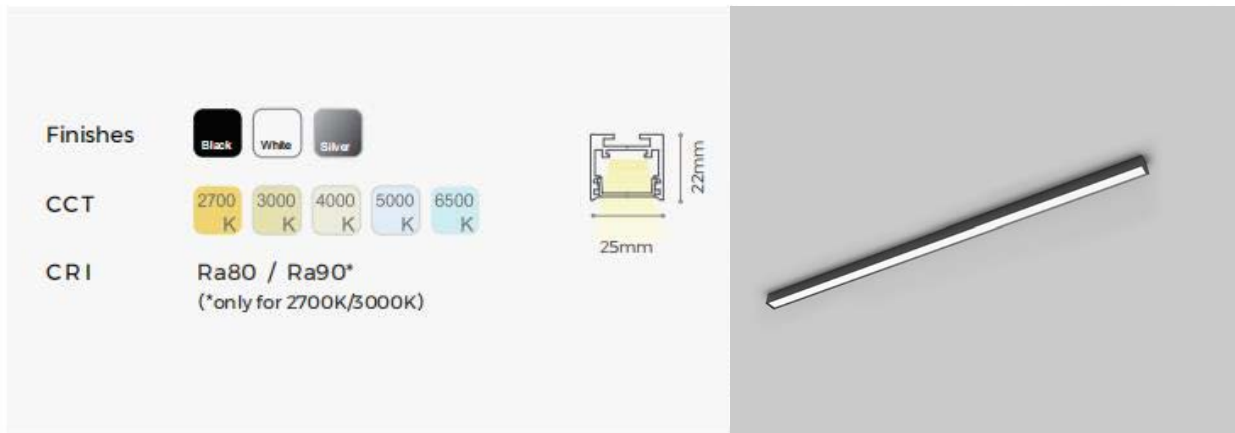




**greenlux**  
cost reduction LED lighting










# Chain GLS25 Ceiling Mounted



- 25mm Slim Lighting Surface
- High Efficiency 125lm/W, Lumen Output Up To 2300lm/m
- Multiple Light Distribution Options:  
Diffuser / Microprism / Grating 30° & 60° / Block Frosted Diffuser  
/ Asymmetric / Double Asymmetric
- Multiple Standard Corner Options:  
L Type / X Type / T Type
- Surface Mounted Bracket

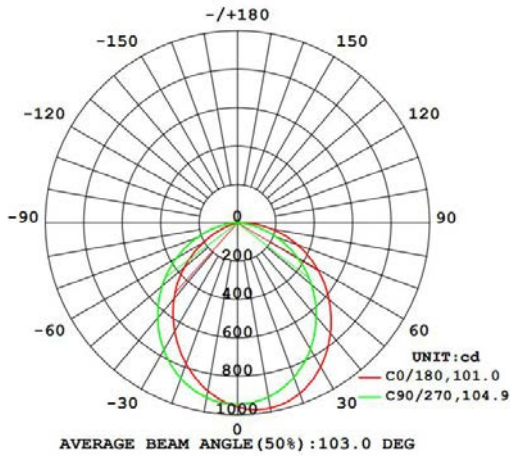
# Chain GLS25 Ceiling Mounted

## Optical & Electronic Data

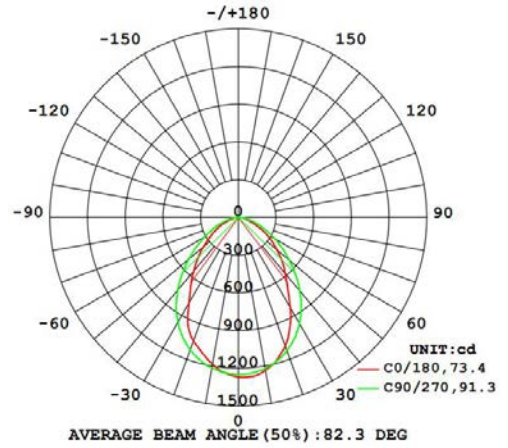
Model	Size	 Diffuser	 Microprism	 Grating 30°	 Grating 60°	 Block frosted diffuser	 Double asymmetric	 Asymmetric	 Blind cover
/	190mm	/	/	4W / 300LM	4W / 250LM	/	4W / 500LM	4W / 500LM	/
GCCHA-GLS25-12W-S	600mm	12W / 1250LM	12W / 1250LM	12W / 850LM	12W / 700LM	12W / 1200LM	12W / 1500LM	12W / 1500LM	/
GCCHA-GLS25-24W-S	1200mm	24W / 2500LM	24W / 2500LM	24W / 1700LM	24W / 1400LM	24W / 2400LM	24W / 3000LM	24W / 3000LM	/
GCCHA-GLS25-30W-S	1500mm	30W / 3150LM	30W / 3150LM	30W / 2100LM	30W / 1800LM	30W / 3000LM	30W / 3750LM	30W / 3750LM	/
GCCHA-GLS25-36W-S	1800mm	36W / 3750LM	36W / 3750LM	36W / 2500LM	36W / 2300LM	36W / 3600LM	36W / 4500LM	36W / 4500LM	/
GCCHA-GLS25-48W-S	2400mm	48W / 5000LM	48W / 5000LM	48W / 3500LM	48W / 3100LM	48W / 4800LM	48W / 6000LM	48W / 6000LM	/
GCCHA-GLS25-L-S	L* (277*277mm)	11W / 1155LM	11W / 1155LM	/	/	/	/	/	Available
GCCHA-GLS25-T-S	T* (529*277mm)	16W / 1680LM	16W / 1680LM	/	/	/	/	/	Available
GCCHA-GLS25-X-S	X* (529*529mm)	21W / 2205LM	21W / 2205LM	/	/	/	/	/	Available

### Remark:

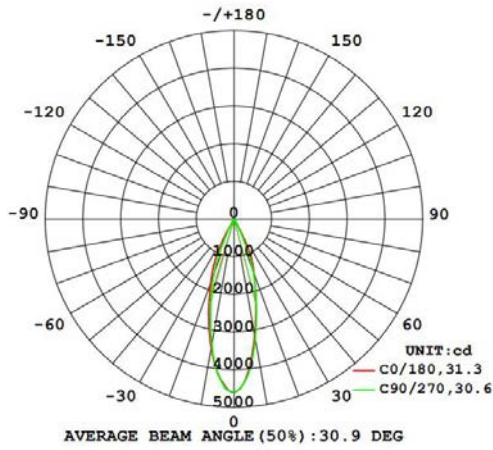
1. The tolerance of output data can be vary up to 10%
2. The output data is a typical value



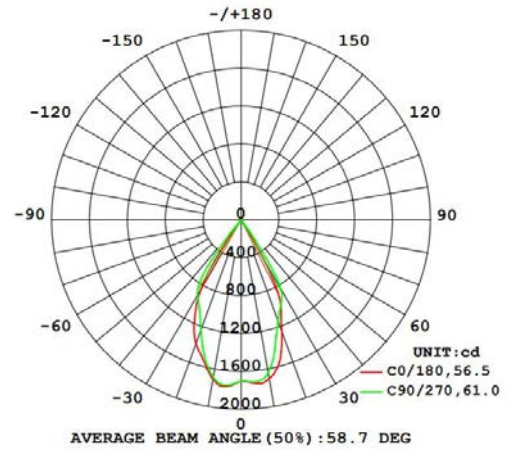
1.2m luminaire with Diffuser



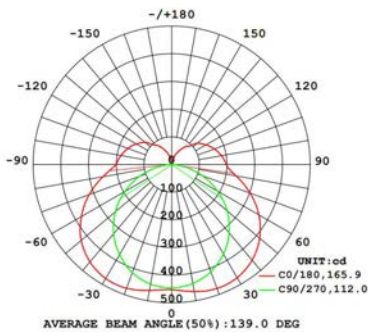
1.2m luminaire with Microprism



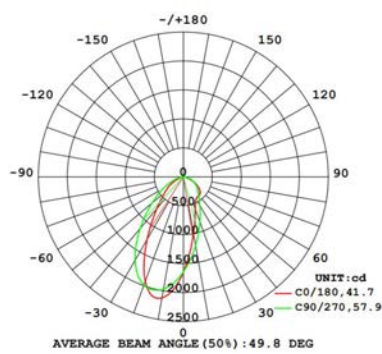
1.2m luminaire with Grating 30°



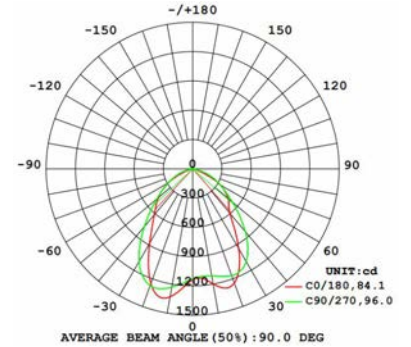
1.2m luminaire with Grating 60°



1.2m luminaire with Block frosted diffuser



1.2m luminaire with Asymmetric



1.2m luminaire with Double Asymmetric